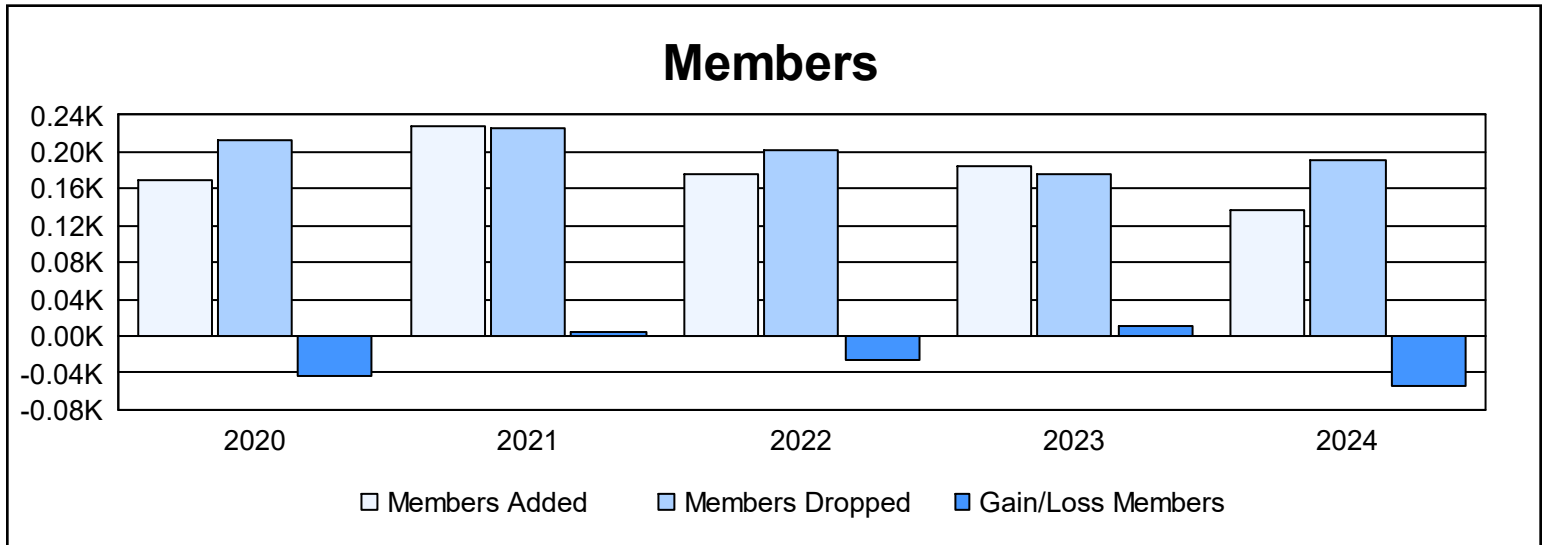
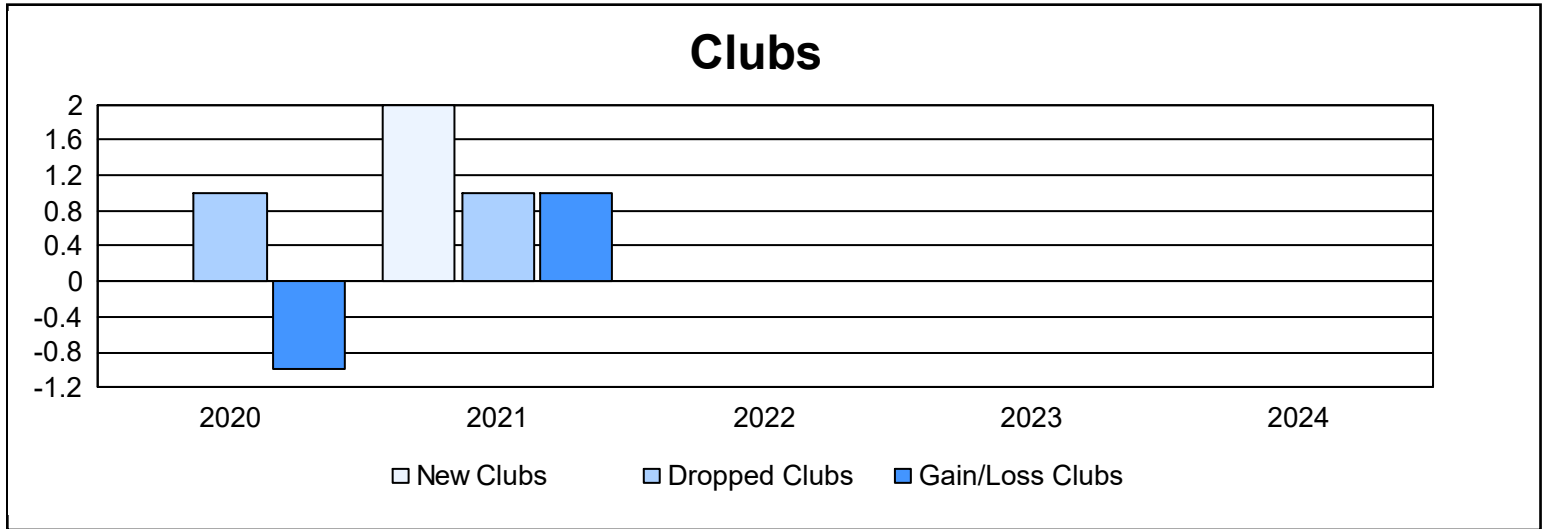
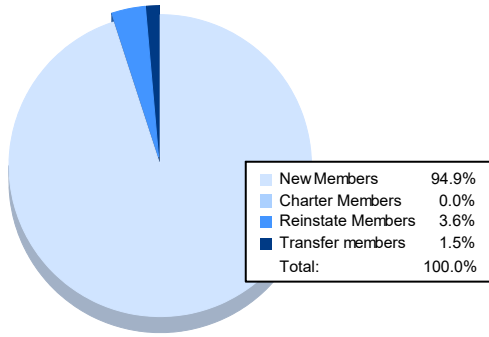


Year	New Clubs	Dropped Clubs	Gain/ Loss Clubs	New Members	Charter Members	Reinstate Members	Transfer Members	Total Member Added	Total Members Dropped	Gain/ Loss Members
2019-2020	0	1	-1	151	0	2	16	169	212	-43
2020-2021	2	1	1	141	81	4	3	229	225	4
2021-2022	0	0	0	158	0	8	9	175	201	-26
2022-2023	0	0	0	175	0	7	3	185	175	10
2023-2024	0	0	0	130	0	5	2	137	191	-54
<b>Average</b>	<b>0</b>	<b>0</b>	<b>0</b>	<b>151</b>	<b>16</b>	<b>5</b>	<b>7</b>	<b>179</b>	<b>201</b>	<b>-22</b>



### Membership Composition June 2024 Cumulative



### Gender Composition June 2024 Cumulative

